

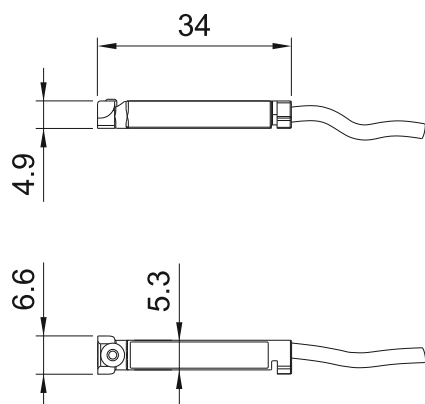
sensori per cilindri

magnetic sensors for cylinders



Dimensioni di ingombro

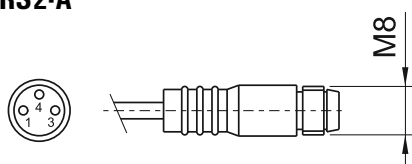
Overall dimensions



Dimensioni e schema connettore

Connector layout and dimensions

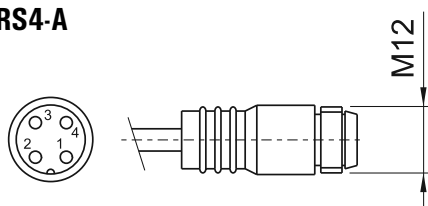
RS2-A



- 1 (marrone - brown) : IN
- 4 (nero - black) : OUT
- 3 (blu - blue) : non utilizzato [unused]

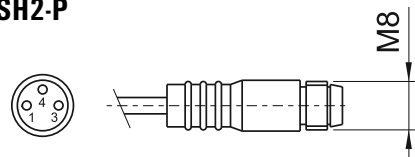


RS4-A



- 1 (marrone - brown) : IN
- 2 (bianco - white) : non utilizzato [unused]
- 3 (blu - blue) : non utilizzato [unused]
- 4 (nero - black) : OUT

RS7-3F SH2-P



- 1 (marrone - brown) : V+
- 4 (nero - black) : OUT
- 3 (blu - blue) : V-

PROLUNGHE PER CAVO

Extensions for cable

	lunghezza length	codice di ordinazione order code
M8 3x0.25	3 m	26.164.0
	5 m	26.165.0
M12 3x0.34	3 m	26.166.0
	5 m	26.167.0

6